

WHAT NOW?

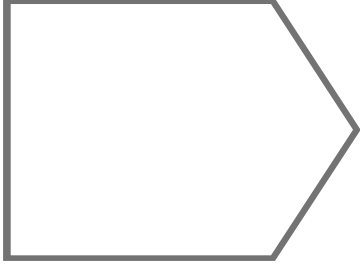


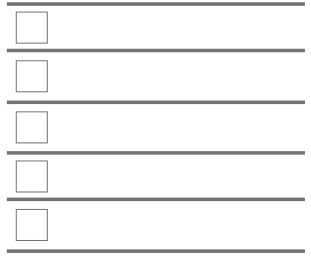
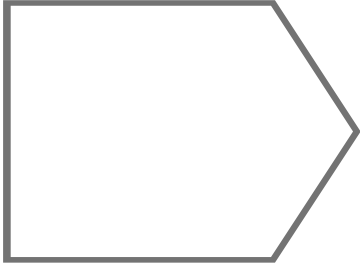


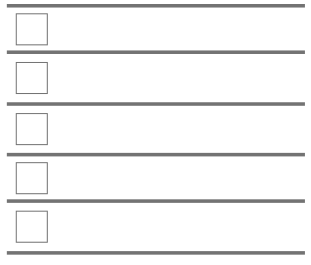
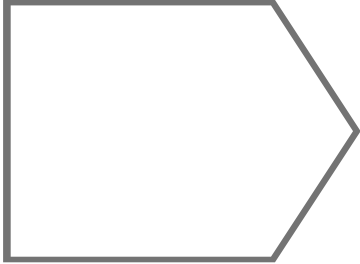


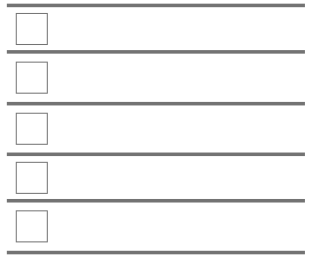
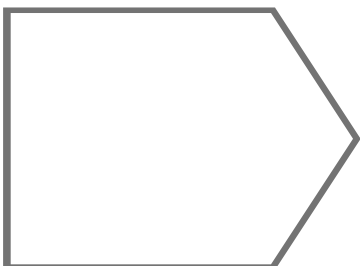


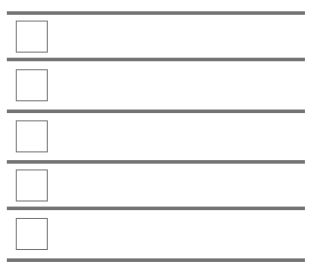
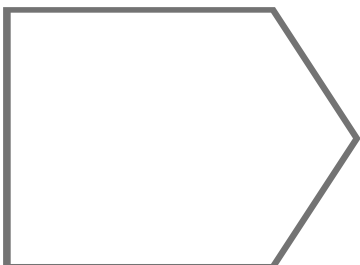


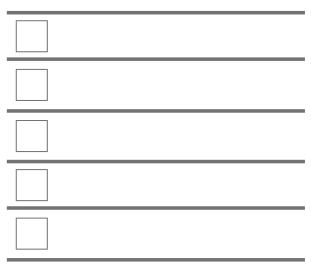
let's do this!

PROJECTS

BREAK IT DOWN

WHO IS ON IT?

DUE DATE

A large, empty arrow-shaped box pointing to the right, intended for writing the name of a project.A series of five horizontal lines for breaking down the project into smaller tasks.A series of five horizontal lines for listing the people involved in the project.A vertical column of five small square checkboxes for marking the completion of each task.A large, empty arrow-shaped box pointing to the right, intended for writing the name of a project.A series of five horizontal lines for breaking down the project into smaller tasks.A series of five horizontal lines for listing the people involved in the project.A vertical column of five small square checkboxes for marking the completion of each task.A large, empty arrow-shaped box pointing to the right, intended for writing the name of a project.A series of five horizontal lines for breaking down the project into smaller tasks.A series of five horizontal lines for listing the people involved in the project.A vertical column of five small square checkboxes for marking the completion of each task.A large, empty arrow-shaped box pointing to the right, intended for writing the name of a project.A series of five horizontal lines for breaking down the project into smaller tasks.A series of five horizontal lines for listing the people involved in the project.A vertical column of five small square checkboxes for marking the completion of each task.A large, empty arrow-shaped box pointing to the right, intended for writing the name of a project.A series of five horizontal lines for breaking down the project into smaller tasks.A series of five horizontal lines for listing the people involved in the project.A vertical column of five small square checkboxes for marking the completion of each task.